









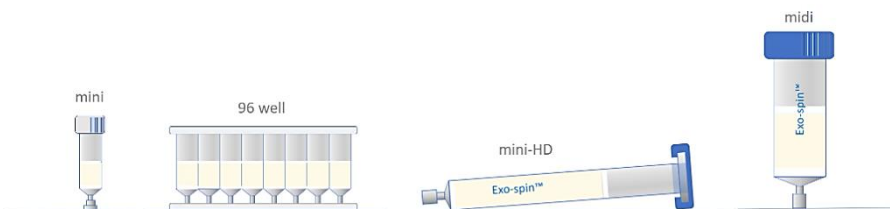


Exosome research citation examples

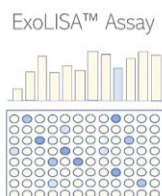
Who	Where	What	With	Why	Manu- script
Kojima et al	University of Tokyo	HEK293 cells	EX01 Exo-spin	Engineered exosomes	
Yoon et al	Inje University	Cancer cells	EX01 Exo-spin	RNA delivery across cells via exosomes	
De Menzes-Neto et al	Semmelweis University	Human serum	EX02 Exo-spin	Exosome biomarker identification	
Weber et al	Goethe-University	Human plasma	EX02 Exo-spin	Exosome epitope biomarker identification	
Clayton et al	Cardiff University	Human plasma	EX04 Exo-spin	Exosome isolation and purity review	
Cabello et al	University of Valencia	Cancer cells	EX04 Exo-spin	Drug resistance via exosomes in breast cancer	
Huang et al	Clemson University	Human urine	EX05 Exo-spin	Size-exclusion versus ultracentrifugation review	
Afsharipour et al	Kerman University	Cancer cells	CD9 ExoLISA™	Exosome drug loading	
Märklin et al	Tübingen University	Human lymphocyte	CD63 ExoLISA™	Exosome therapeutic discovery	
Jansen et al	Erasmus MC Cancer Institute	Human plasma	CD9 ExoLISA™	Detecting tumour-derived exosomes in cancer patients	



Product listing



NTA service



ExoLISA™ Assay



Validated Antibodies



Instant Exosomes™

